

Fairfield Police Department
Town of Fairfield, Connecticut

Monthly Report

March 2024



Chief Robert Kalamaras
Fairfield Police Department

Created by:
Gabrielle Martire

Call for Service Statistics - Year to Date

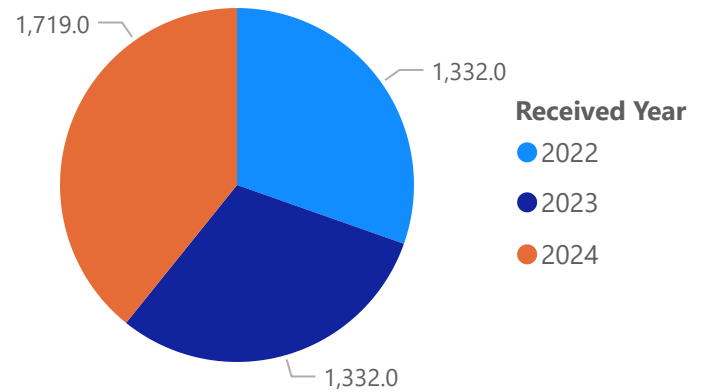
Actual Call Type	01 -...	02 ...	03 - ...
911 HANG UP	11	14	7
ABANDONED MOTOR VEHICLE	7	9	18
ALARM	3	3	7
ALARM EXCUSED	1		2
ALARM FALSE	169	171	181
ANIMAL COMPLAINT	68	48	67
ASSAULT	6	1	2
ASSISTANCE	190	201	244
BANK ESCORT	19	11	15
BREACH OF PEACE	38	50	45
BURGLARY - RESIDENCE	3		1
BURGLARY - COMMERCIAL		1	3
BURGLARY - GARAGE	1		
BURGLARY ATTEMPT	1		
BUSINESS/LOCATION CHECK	1,539	1,341	1,273
DEAD ON ARRIVAL	3	1	2
DOOR UNLOCKED	3	2	
EDP	14	13	15
EMERGENCY MEDICAL CALL	241	191	191
EMERGENCY MEDICAL CALL (CODE 2)	120	113	111
FIREWORKS COMPLAINT		1	1
FUNERAL ESCORT	17	20	15
HARASSMENT	12	21	22
INTOXICATED SUBJECT	2	7	4
INVESTIGATION	129	119	143
INVESTIGATION-WARRANT ARREST	15	13	20
LARCENY/THEFT	20	30	35
LARCENY-IDENTITY THEFT	12	14	13
MEDICAL ALARM	1	3	4
MISSING PERSON	1	3	2
NARCOTICS VIOLATION			4
NOISE COMPLAINT	16	27	33
PARKING VIOLATION	31	57	50
RECKLESS DRIVER	24	33	34
RECOVERED PROPERTY	9	12	11
ROAD HAZARD	29	15	31
ROBBERY	2		2
SEX VIOLATION	2		3
SHOPLIFTER	36	16	28
STOLEN VEHICLE	8	8	14
STOLEN VEHICLE ATTEMPT		1	1
SUICIDE			1
SUICIDE ATTEMPT	2		4
SUICIDE THREAT	1	2	2
SUSPICIOUS PERSON	28	30	35
SUSPICIOUS VEHICLE	26	21	26
THEFT FROM MOTOR VEHICLE	23	15	30
TRAFFIC CONTROL MALFUNCTION	12	12	14
TRESPASSER	14	4	12
VANDALISM MISCELLANEOUS	7	10	7
VANDALISM TO STRUCTURE		1	
VANDALISM TO VEHICLE	1	1	1

Not all Call Types are Included

The data depicted on this page and within this report may not be inclusive of all incidents or events and is presented for convenience to the viewer.

Call for Service Statistics - March

Actual Call Type	2022	2023	2024
911 HANG UP	9	15	7
ABANDONED MOTOR VEHICLE	4	7	18
ALARM		10	7
ALARM EXCUSED		1	2
ALARM FALSE	200	154	181
ANIMAL COMPLAINT	57	104	67
ASSAULT	3	5	2
ASSISTANCE	194	202	244
BANK ESCORT	23	17	15
BREACH OF PEACE	51	52	45
BUSINESS/LOCATION CHECK	1,600	1,287	1,273
COMMUNITY EVENT	26	42	41
DEAD ON ARRIVAL	2	1	2
EDP	11	9	15
EMERGENCY MEDICAL CALL	332	230	191
EMERGENCY MEDICAL CALL (CODE 2)	89	116	111
FIREWORKS COMPLAINT		1	1
FUNERAL ESCORT	22	17	15
HARASSMENT	20	31	22
INTOXICATED SUBJECT	4	3	4
M.V. ACCIDENT	162	162	140
MEDICAL ALARM	3		4
MISSING PERSON	4	6	2
NARCOTICS VIOLATION	2	6	4
NOISE COMPLAINT	35	28	33
PARKING VIOLATION	36	28	50
RECKLESS DRIVER	31	34	34
RECOVERED PROPERTY	14	20	11
ROAD HAZARD	13	23	31
ROBBERY	2		2
SEX VIOLATION	1	4	3
SUICIDE		1	1
SUICIDE ATTEMPT	2	2	4
SUICIDE THREAT	4	1	2
SUSPICIOUS PERSON	30	37	35
SUSPICIOUS VEHICLE	15	26	26
TRAFFIC CONTROL MALFUNCTION	2	15	14
TRESPASSER	8	9	12
VANDALISM MISCELLANEOUS	4	17	7
VANDALISM TO STRUCTURE	1	1	
VANDALISM TO VEHICLE	4	1	1
VEHICLE ACCIDENT WITH INJURIES	24	25	18



Investigations, Burglaries, Larcenies & Vehicle Thefts

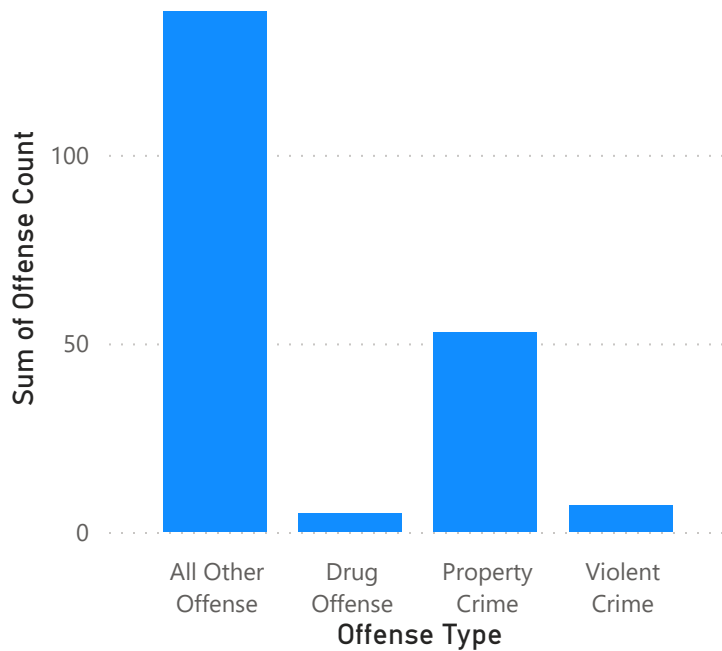
Actual Call Type	2022	2023	2024
BURGLARY - RESIDENCE	2	1	1
BURGLARY - COMMERCIAL	4	1	3
BURGLARY - GARAGE	2		
BURGLARY ATTEMPT - RESIDENCE		1	
INVESTIGATION	179	154	143
INVESTIGATION- SENIOR CITIZEN	2	1	3
INVESTIGATION-ARREST	4	2	1
INVESTIGATION-BAD CHECK		1	
INVESTIGATION-CREDIT CARD FRAUD	2		
INVESTIGATION-FINANCIAL CRIME	1	4	
INVESTIGATION-FORGERY		4	
INVESTIGATION-INTERNET CRIME	3		
INVESTIGATION-WARRANT ARREST	8	18	20
LARCENY/THEFT	20	34	35
LARCENY-IDENTITY THEFT	6	10	13
SHOPLIFTER	25	15	28
STOLEN VEHICLE	3	3	14
STOLEN VEHICLE ATTEMPT			1
THEFT FROM MOTOR VEHICLE	25	21	30

Offense Statistics - March

Offense Type	2022	2023	2024
All Other Offense	45	39	57
Drug Offense		1	4
Property Crime	14	21	18
Violent Crime	4	2	1
Total	61	60	80

Offense Description	2022	2023	2024
Aggravated Assault	3	1	
All other Larceny	4	4	4
All Other Offenses	16	20	23
Burglary/Breaking and Entering		1	
Counterfeiting/Forgery		1	
Destruction/Damage/Vandalism of Property			3
Disorderly Conduct	5	3	
Driving under the Influence	9	5	10
Drug Narcotic Violations		1	4
False Pretenses/Swindle/Confidence Game		1	
Forcible Rape		1	
Incest	1		
Intimidation	6	6	8
Motor Vehicle Theft		1	1
Pornography Obscene Material			1
Robbery	1		1
Shoplifting	8	13	11
Simple Assault	5	2	4
Theft From Building	1		
Theft From Vehicle	1		
Theft of MV Parts or Accessories		1	
Trespass of Real Property	1	2	9
Weapon Law Violations	2		1

Sum of Offense Count by Offense Type



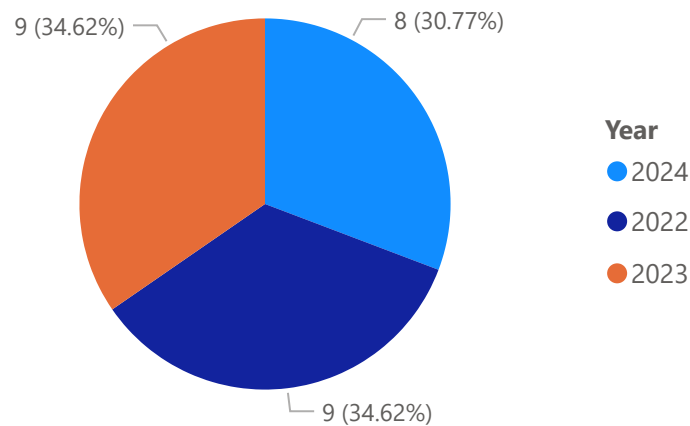
The Fairfield Police Department participate in National Incident-Based Reporting System (NIBRS) which was implemented to improve the overall quality of crime data collected by law enforcement. NIBRS captures details on each single crime incident—as well as on separate offenses within the same incident—including information on victims, known offenders, relationships between victims and offenders, arrestees, and property involved in crimes.

Definitions for NIBRS Offenses can be found at:

https://ucr.fbi.gov/nibrs/2019/resource-pages/nibrs_offense_definitions-2019.pdf

Family Violence Offense Statistics - March

Family Violence	2022	2023	2024	Total
Yes	9	9	8	26
Total	9	9	8	26



If you or someone you know is a victim of domestic violence, there are CONFIDENTIAL, SAFE, and FREE services available throughout Connecticut 24 hours per day, 7 days per week.

If you need help or just someone to talk to, please visit us at [CTSafeConnect.org](https://www.CTSafeConnect.org) or call or text **(888) 774-2900**. Advocates are available 24/7. All languages are supported!

To learn more, visit www.ctcadv.org or www.CTSafeConnect.org

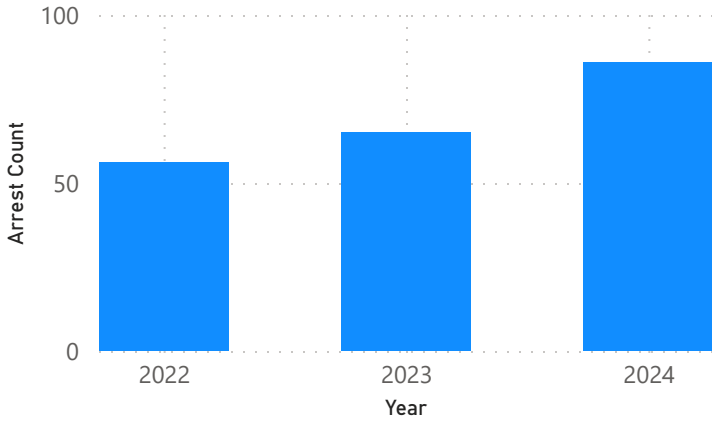
Arrest Statistics - March

Charge Type	2022	2023	2024
Felony	17	13	23
Infraction	2	9	13
Misdemeanor	50	59	73
Violation	0	5	5
Total	56	65	86

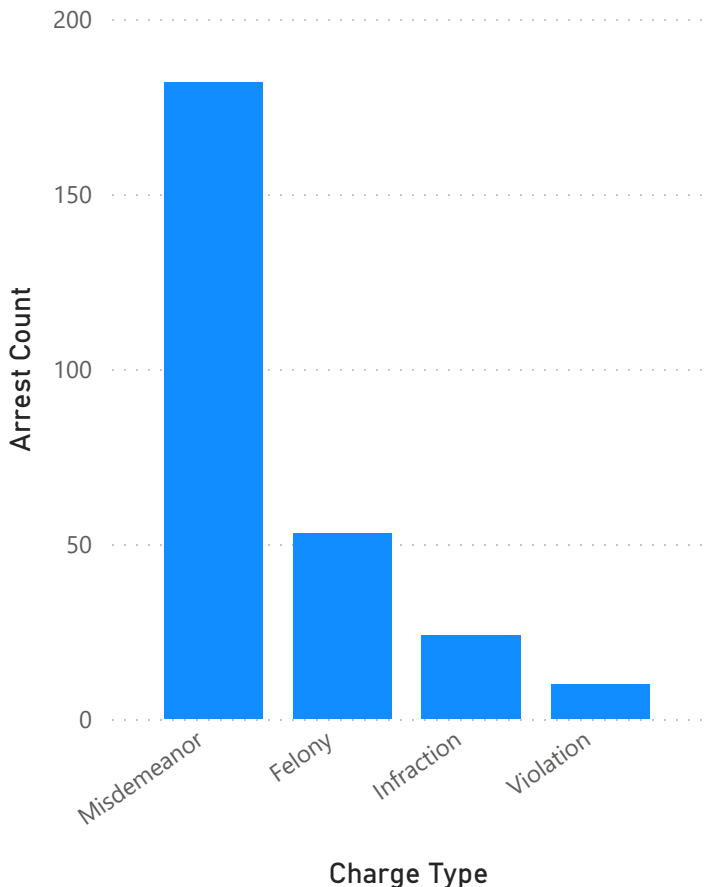
Top 40 Arrest Charges

Description	2022	2023	2024
ASSAULT 3RD DEG	3	4	3
ASSLT PB SFTY/EMT/TRANST/HLTH	4	0	0
BREACH OF PEACE 2ND DEG	5	7	8
BURGLARY 3RD DEG	4	3	2
CARRYING A DANGEROUS WEAPON	1	0	1
CARRYING PISTOL W/O PERMIT	0	0	2
CRIMINAL IMPERSONATION	0	2	1
CRIMINAL MISCHIEF 1ST DEG	0	2	2
CRIMINAL MISCHIEF 3RD DEG	1	0	2
CRIMINAL TRESPASS 1ST DEG	3	1	3
CRIMINAL TRESPASS 2ND DEG	0	2	1
DISORDERLY CONDUCT	8	6	3
EVADE RESP-INJURY/PROP DAMAGE	0	2	3
FAILURE TO APPEAR 1ST DEG	1	0	6
FAILURE TO APPEAR 2ND DEG	4	15	16
FAILURE TO DRIVE UPON RIGHT	0	0	2
FAILURE TO OBEY STOP SIGN	0	1	2
FAILURE TO RENEW REGISTRATION	0	2	0
FLR TO DRIVE IN PROPER LANE	0	2	3
FLR TO INSURE PRIVATE MTR VEH	1	1	2
FORGERY 2ND DEG	0	1	1
FORGERY 3RD DEG	1	1	0
HARASSMENT 2ND DEG	3	2	2
ILL DUMPING BULKY/HZRDS WASTE	0	0	2
ILL OPN MV UNDER INFL ALC/DRUG	10	4	12
ILL OPN MV UNDER SUSPENSION	1	4	4
ILL OPN MV WO MINIMUM INSURNCE	0	2	4
IMPROPER USE-MARKER/LIC/RGSTR	1	4	5
INTERFERE WITH OFFCR/RESISTING	5	9	8
LARCENY 4TH DEG	5	1	2
LARCENY 5TH DEG	2	3	3
LARCENY 6TH DEG	8	15	13
LARCENY OF MV - 1ST OFFENSE	0	1	3
OPERATE MV WITHOUT LICENSE	1	3	1
OPERATE/PARKS UNREGISTRD MV	1	3	5
POS CONTROL SUBSTN 3RD/SBS OFF	0	0	2
POS CONTROL SUBSTNCE 1ST OFFNS	1	2	2
RECKLESS DRIVING	0	1	1
RISK OF INJURY TO CHILD	0	0	2
STALKN 1ST-VIOL COURT ORDER	2	0	0
THEFT OF PLATES/INSERTS	0	2	0
THREATENING 2ND DEG	0	2	0
UNLAWFUL RESTRAINT 1ST DEG	0	2	0
UNSAFE BACKING	0	1	1
USE OF DRUG PARAPHERNALIA	1	0	3
VIOLATION OF PROBATION	4	3	1
VIOLATION OF PROTECTIVE ORDER	5	2	1

Arrest Count by Year



Arrest Count this Month Only

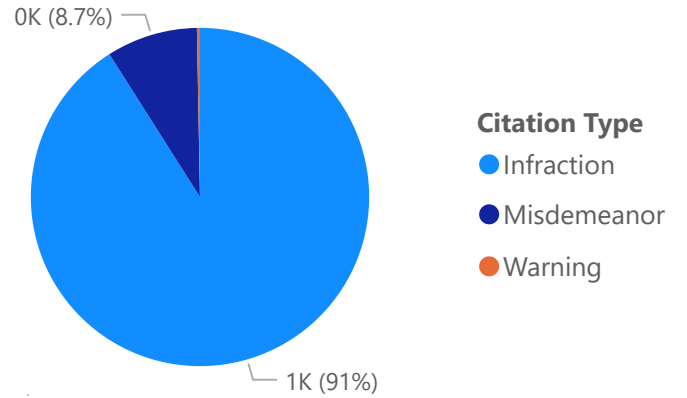


Citation Statistics - March

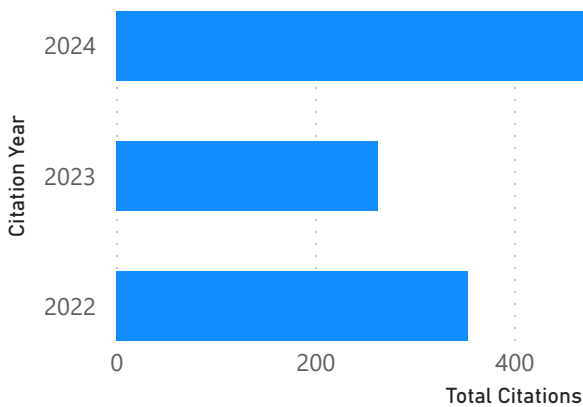
Citation Type 2022 2023 2024

Infraction	304	217	713
Misdemeanor	46	46	26
Warning	3		1
Total	353	263	740

Total Citations by Citation Type



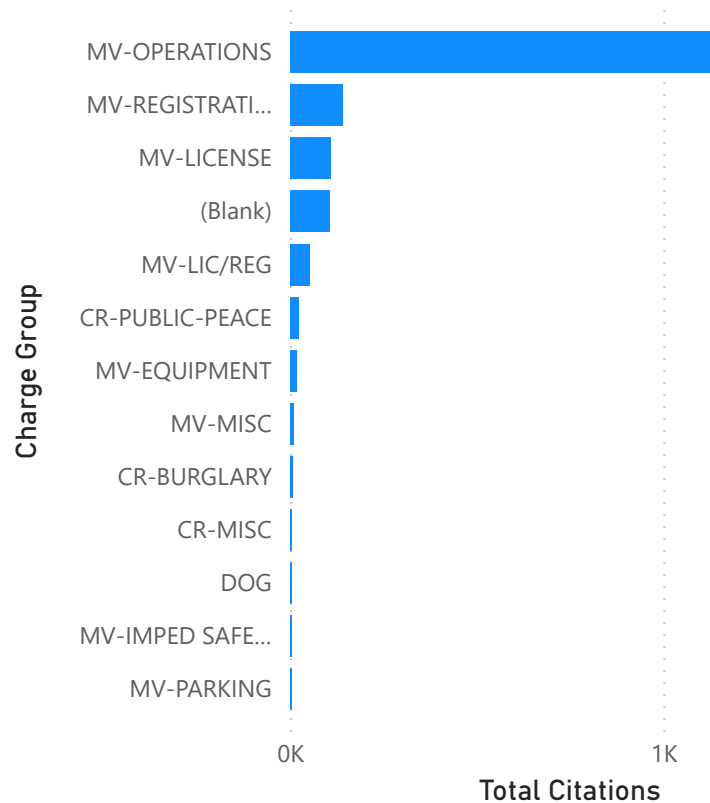
Total Citations by Citation Year



Charge Group 2022 2023 2024

	45	36	26
CR-BURGLARY			6
CR-MISC		2	2
CR-PUBLIC-PEACE	12	4	6
DOG	1	2	
MV-EQUIPMENT		2	16
MV-IMPED SAFETY			1
MV-LIC/REG	14	20	19
MV-LICENSE	12	38	58
MV-MISC	2	1	6
MV-OPERATIONS	296	199	640
MV-PARKING	1		
MV-REGISTRATION	34	39	68
Total	368	263	740

Total Citations by Charge Group

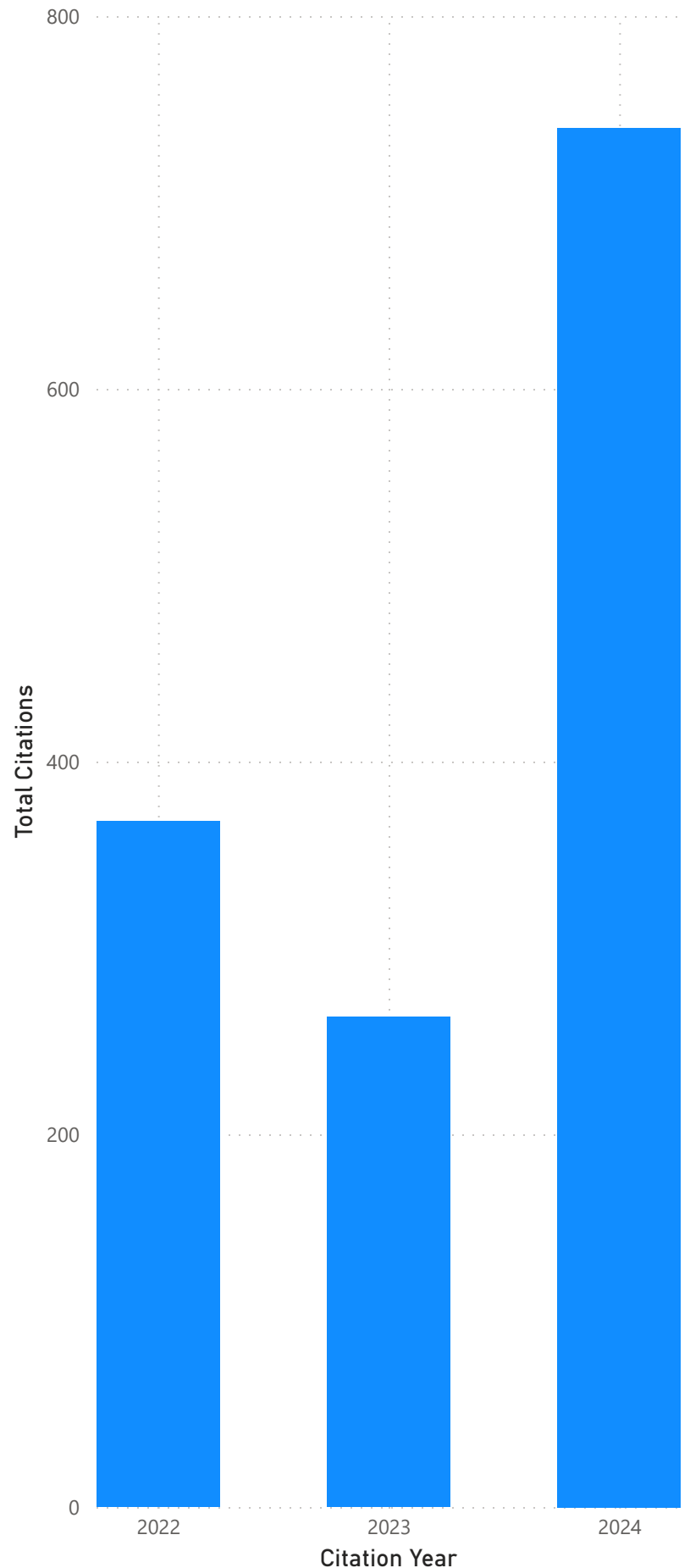


Citation Statistics - March

Top 40 Citation Charges

ChargeDesc	2022	2023	2024
14-100a(c)(1) - FLR TO WEAR SAFETY SEAT BELT		1	14
14-12(a) - FAILURE TO RENEW REGISTRATION	1	4	3
14-12(a)* - OPERATE/PARKS UNREGISTRD MV	31	31	50
14-13 - FAILURE TO CARRY REG/INS CARD	2	4	6
14-147(a) - FALSIFY MARKER/LICENSE/RGSTRTN	4	4	
14-147(c) - IMPROPER USE-MARKER/LIC/RGSTR	14	20	19
14-147c - MISUSE OF PLATE	1	1	3
14-18(a) - FAIL TO DISPLAY PLATES/INSERTS	13	4	8
14-18(c) - VIO READABLE/LOST PLATES REQS			2
14-213 - FLR TO CARRY OPERATOR LICENSE		8	
14-213b - ILL OPN MV WO MINIMUM INSURNCE		19	31
14-215 - ILL OPN MV UNDER SUSPENSION	8	16	12
14-215(a) - ILL OPN MV UNDER SUSPENSION	3	3	4
14-215a - IL OPN MV UNDER 14-140 SUSPNSN			3
14-218a - TRAVELING UNREASONABLY FAST	196	122	265
14-218a* - TRAVELING TOO FAST CONDITIONS	2	1	
14-219(b) - SPEEDING INFRACTION-CARS ONLY	10	13	5
14-223(a) - DISOBEYING SIGNAL OF OFFICER		1	1
14-224 - EVADING RESPONSIBILITY MV		2	
14-224(b)(3) - EVADE RESP-INJURY/PROP DAMAGE	1	1	1
14-224(b)(3)* - EVAD RESP-INJ/PROP DAM SBS	2		
14-224b - EVADING RESPONSIBILITY	2	2	
14-230(a) - FAILURE TO DRIVE UPON RIGHT	5	2	1
14-234 - NO PASSING ZONE	1	1	1
14-236 - FLR TO DRIVE IN PROPER LANE	6	4	1
14-240 - FOLLOWING TOO CLOSELY- NON CVC	3		
14-240(b)* - FOLLOW TOO CLOSELY-W/ACDNT		8	6
14-240(d)(2) - FOLLWNG TOO CLOSE W/ACCIDENT	5		
14-241 - IMPROPER TURNS	1	1	
14-242(e) - LFT TURN-FL TO YLD RT OF WAY	5	2	
14-243(b) - UNSAFE BACKING	2	3	1
14-245 - FLR GRANT RIGHT OF WAY-INTRSC	5		1
14-247 - FLR GRANT RIGHT OF WAY-PRVT RD	1		3
14-279 - ILL PASS STANDING SCHOOL BUS			2
14-296aa(b1st - OP MV W/HNDHLD TEL/ELC DEV/TXT	2	5	20
14-296aa(f1st - DISTRACTD DRIVE NOT CELL/ELECT	1		1
14-298 - FLR COMPLY STATE TFC COMM REGS	5	1	
14-299 - TRAFFIC CONTROL SIGNALS	6	8	13
14-300(c) - FLR TO YIELD TO PEDESTRIAN	1		2
14-301 - FAILURE TO OBEY STOP SIGN	46	26	317
14-36(a) - OPERATE MV WITHOUT LICENSE	12	20	35
14-36g(a)(1) - VIO MV OP REQS BY 16/17 YR OLD	1	1	1
14-40a(a)* - OP MOTORCYCLE W/O ENDORSEMENT		2	
14-80(b) - IMPROPER MUFFLER			2
14-96a(a) - FAILURE TO DISPLAY LIGHTS	1		1
14-99f(b) - WINDSHIELD OBSTRUCTING VIEW			2
22-363 - POSSESS VICIOUS/BARKING DOG	1	1	
38a-371 - FLR TO INSURE PRIVATE MTR VEH	28	9	6
53a-110a - SIMPLE TRESPASS			6
53a-181a - CREATING A PUBLIC DISTURBANCE	12	4	6
7-148 - TOWN ORDINANCE \$90 OR LESS(CI)		1	1

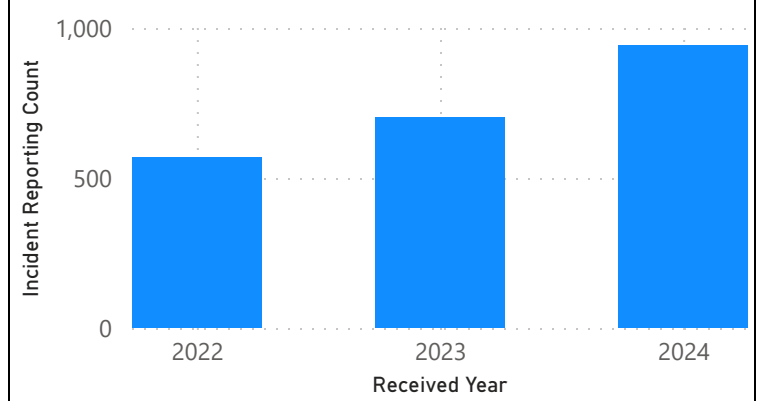
Citations by Year during this Month



Traffic Stop Statistics - March

Total Traffic Stops this Month

Actual Call Type	2022	2023	2024
TRAFFIC STOP - ARREST	285	161	649
TRAFFIC STOP - VERBAL	263	286	256
TRAFFIC STOP	13	250	31
TRAFFIC STOP - NO ACTION	2	6	4
TRAFFIC STOP - WRITTEN WARNING	3		1
Total	566	703	941



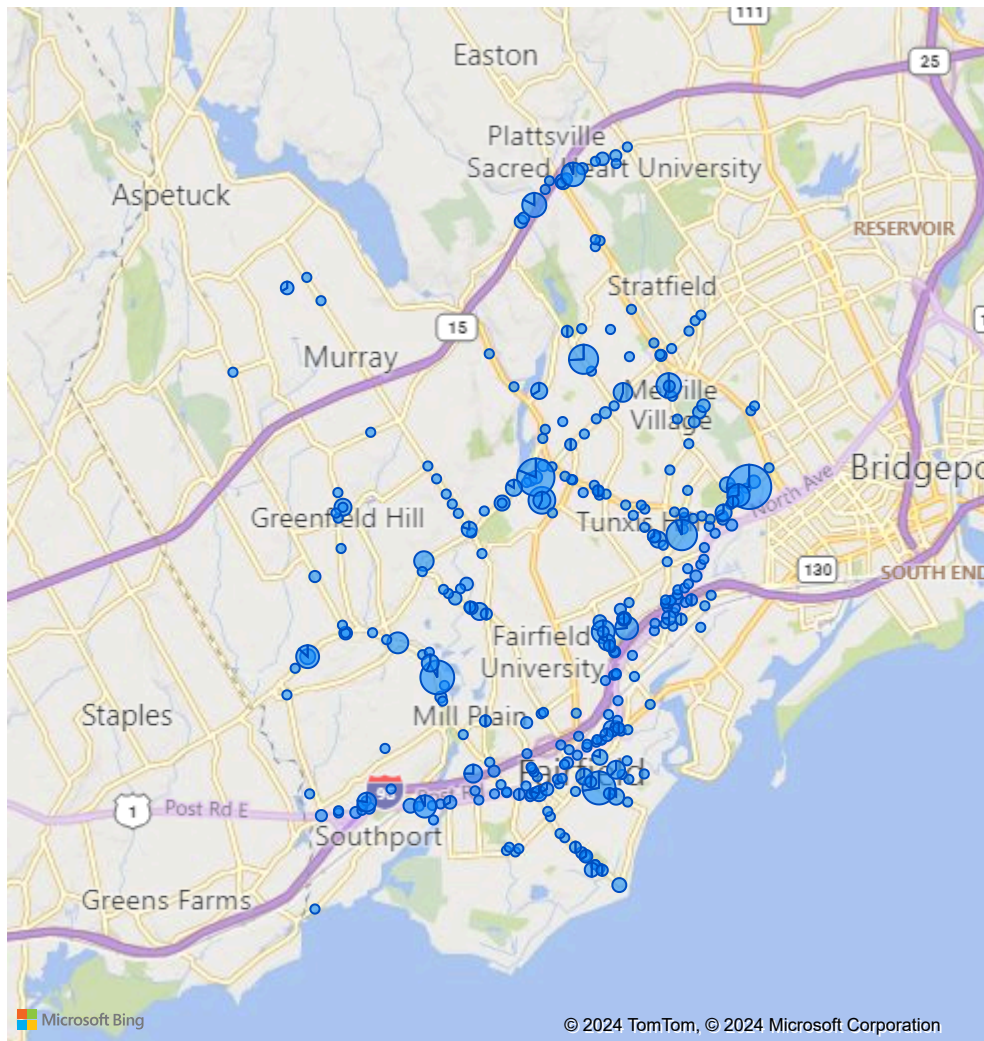
Enforcement Action this Month

Citation Type	2022	2023	2024
Infraction	259	183	654
Misdemeanor	24	34	18
Warning	3		1
Total	286	217	673

Top 5 Charges this Month

ChargeDesc	2024
14-12(a)* - OPERATE/PARKS UNREGISTRD MV	38
14-213b - ILL OPN MV WO MINIMUM INSURNCE	26
14-218a - TRAVELING UNREASONABLY FAST	265
14-301 - FAILURE TO OBEY STOP SIGN	309
14-36(a) - OPERATE MV WITHOUT LICENSE	19

TRAFFIC STOPS THIS MONTH:



Targeted Areas this Month:

- Jefferson St.
- Pease Ave.
- Crestwood Rd.
- Bronson Rd.
- Brookside Dr.
- Duck Farm Rd.
- Hulls Farm Rd.
- Congress St.
- Redding Rd.
- Black Rock Tnpk.
- Kings Hwy. Cutoff
- Oldfield Rd.
- Pansy Rd.
- Post Rd.
- Riverside Dr.
- South Benson Rd.
- Melville Ave.
- Villa Ave.
- Brooklawn Terr.
- Hillside Rd.
- North Pine Creek Rd.
- Beach Rd.

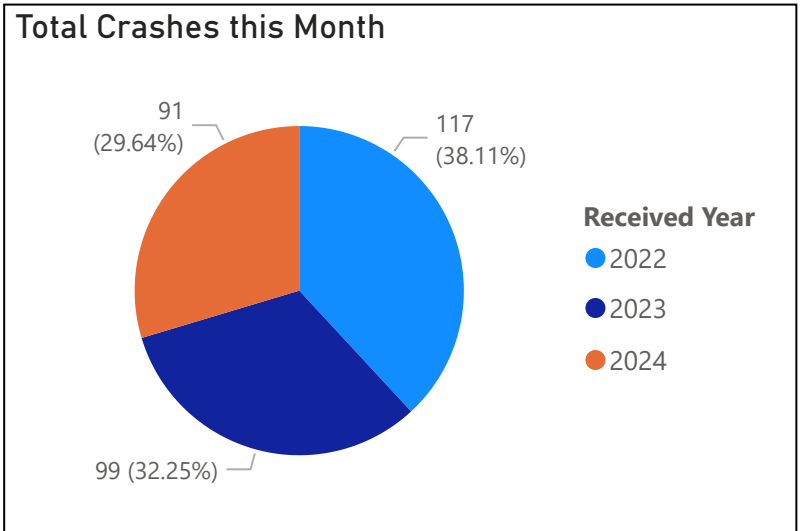
Vehicle Crash Statistics - March

Total Crashes this Month
91

Total Crashes w/ Injuries
15

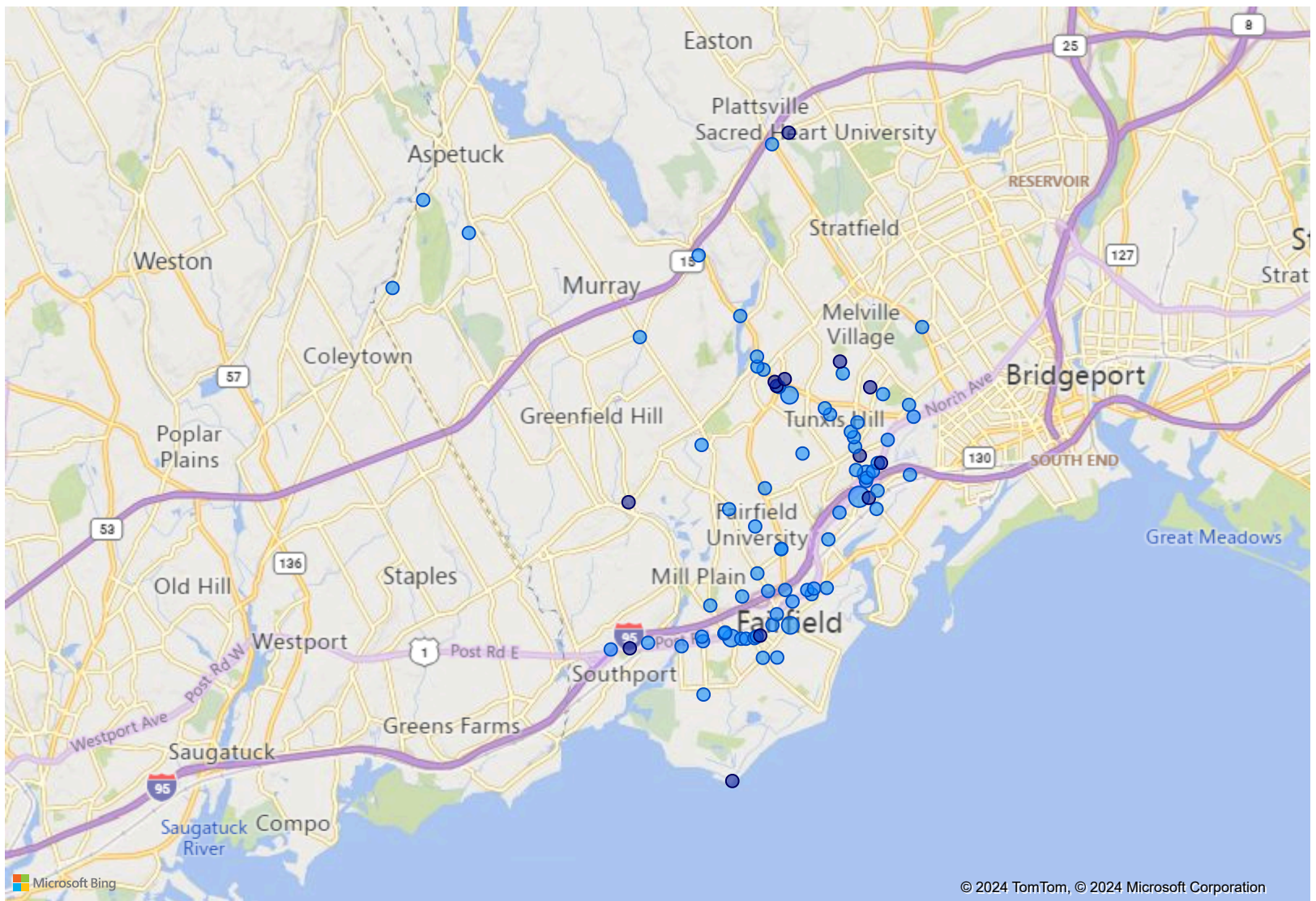
Fatal Crashes
0

Total Crashes this Month			
Actual Call Type	2022	2023	2024
M.V. ACCIDENT	116	77	77
VEHICLE ACCIDENT WITH INJURIES	1	22	14
Total	117	99	91



Enforcement Action this Month			
Citation Type	2022	2023	2024
Infraction	27	21	29
Misdemeanor	19	5	6
Total	46	26	35

VEHICLE CRASHES THIS MONTH



The data depicted on this page and within this report may not be inclusive of all incidents or events and is presented for convenience to the viewer.

Special Services Bureau - March

The following is a summary of the proactive work completed during this month by the respective units noted below. Additional details and/or statistics may be found on other pages of this report. This page is intended to serve as a summary and to recognize the dedication of each units personnel.

Traffic Safety & Crash Investigation Units

The **Traffic and Crash Unit's** have conducted record breaking statistics with **752 traffic stops resulting in the issuance of 628 infractions, 9 misdemeanor summons issued and 10 DUI Arrests.** That is not including the efforts of the current distracted driving campaign.

Parking Unit

The **Parking Unit** reports a continued increase in parking citations with **553 parking citations issued resulting in \$21,863.02 in funds collected.** This is an **increase of \$3,719.54** from March 2023.

\$65,861.25 collected YTD. These increases are due largely to more Special Officer's being trained in and the use of electronic handheld ticket machines. I wish to consider purchasing at least 2 more of these electronic handhelds as they are being utilized more by our Special Officers.



www.fpdct.com/specialservices

School Safety Division - March

The School Safety Division is responsible for creating a physical presence at assigned school(s) and school related events. School Safety Officers serve as an informational resource to staff, students, and parents on safety information and interpretation of law. The division is also responsible for the implementation of new safety and law curriculum and to serve as an educator to the student population at assigned schools. It further aides in enhancing physical security and security procedures at assigned schools and periodically assessing, identifying and reporting vulnerabilities at assigned schools.

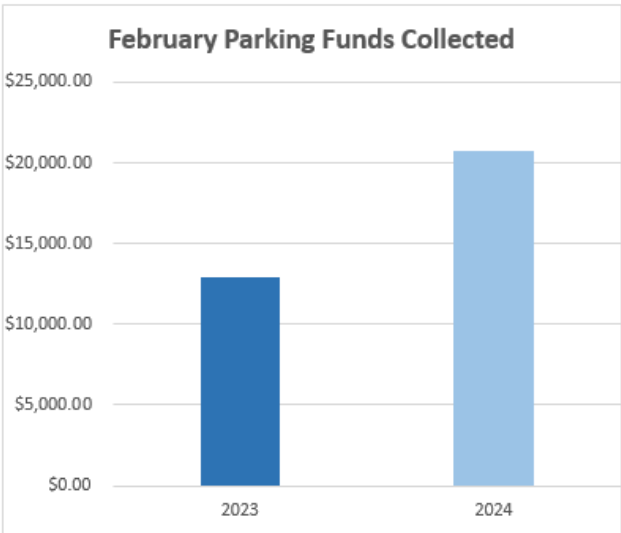
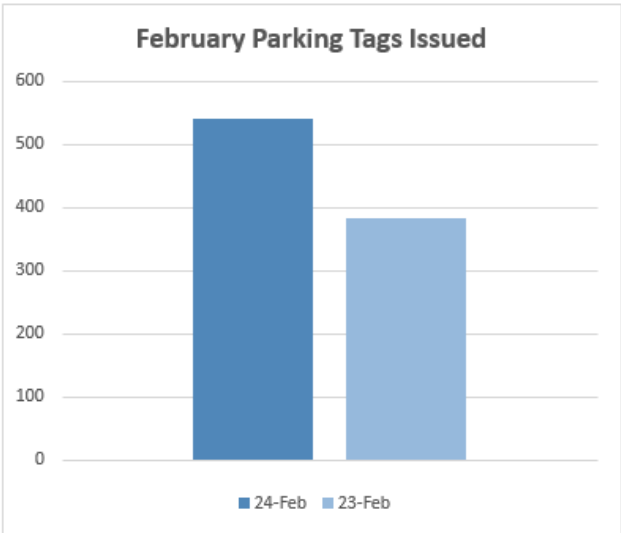
Business Checks (Schools)	375
Assistance Calls	27
Community Events	20
Medical Calls	2
Investigations	9
Parking Violations	1
Suspicious Persons	2
Traffic Stops	2
MV Accidents	2
911- Hang up	2
Noise Complaints	1
Breach of Peace	2
Juvenile Summons issued	2
Total Calls for Service Handled:	447



www.fpdct.com/schoolsafety

The data depicted on this page and within this report may not be inclusive of all incidents or events and is presented for convenience to the viewer.

Parking Enforcement Statistics - March



2023

Parking Tags Issued

605

Total Revenue Collected

\$18,143.48

2024

Parking Tags Issued

553

Total Revenue Collected

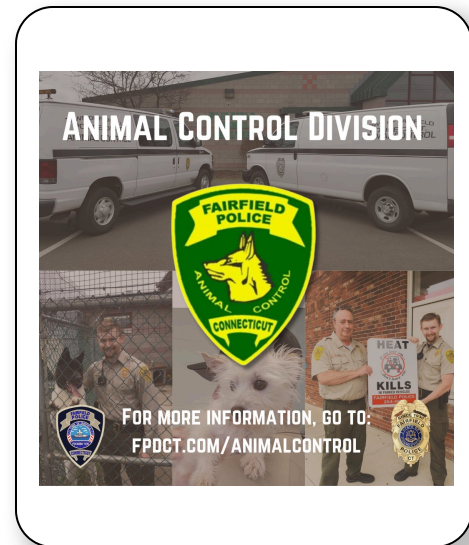
\$21,863.02

The data depicted on this page and within this report may not be inclusive of all incidents or events and is presented for convenience to the viewer.

Animal Control & Shelter - March

- Complaints: 73
- Wildlife related complaints: 35
- Animals tested for rabies: 1 raccoon
- Animals testing positive for rabies: 1 raccoon
- Animals impounded: 3 dogs, 26 (4 cats, 1 rabbit, 21 dogs)
- Animal bites: 1 cat bite
- ACO Enforcement: 4 written warnings
- Dead animals picked up: 26
- Beach/Open Space: 1) 16 dogs picked up and held at shelter for 1 week due to house fire on Black Rock Turnpike. 2) on 3/29 a raccoon was killed by 6 dogs on Merwins Lane, tested positive for rabies. all dogs were vaccinated and were placed under home strict confinement.
- Euthanized: 1 cat at owners request due to multiple bites/attacks.
- Sold as a pet: 3 dogs, 1 rabbit

Animals Housed at shelter: 6 dogs, 7 cats



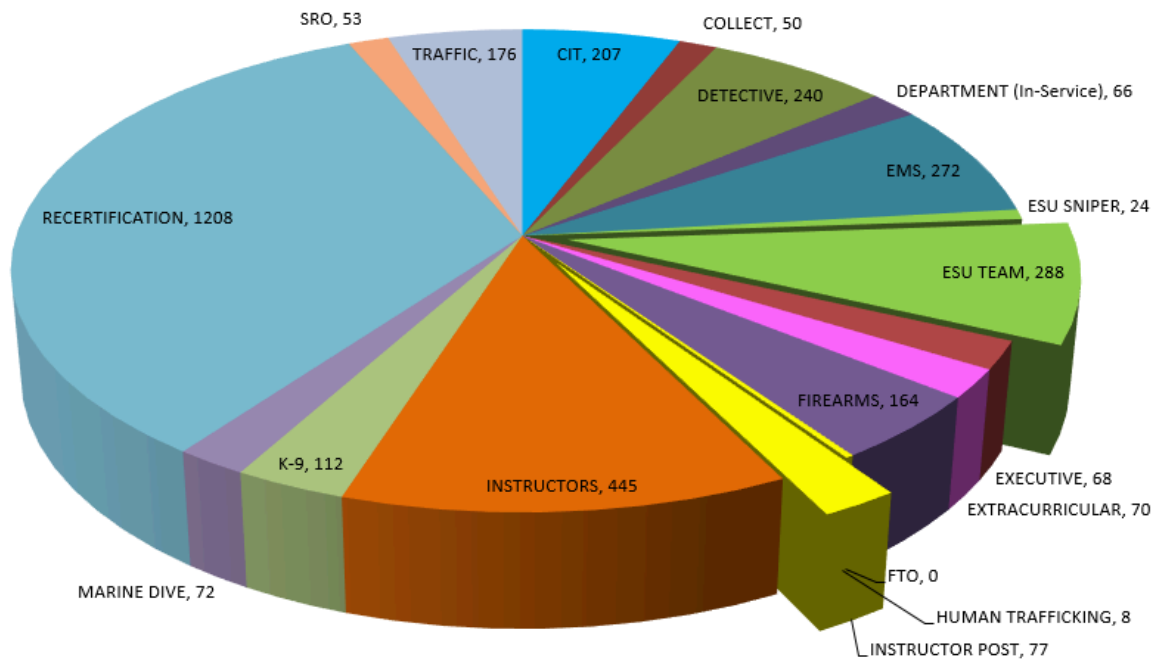
Department Training Report - March

TRAINING CALCULATIONS FROM 01-01-2024 THRU 12-31-2024

	2016	2017	2018	2019	2020	2021	2022	2023	2024
Total Class Attendance	120	659	980	1298	929	995	1289	1789	601
Officers With Classes	54	109	104	109	109	114	115	117	116
Officers No Classes	54	-1	0	0	0	3	10	8	6
Total Officers	105	102	107	107	106	117	125	125	122
Officers/Class Average	2.14	3.14	3.26	3.10	3.14	2.88	3.05	3.06	3.51
Amount of Class Days	88	335	453	636	450	543	684	741	221
Segments	56	210	301	419	296	346	423	585	171
Average Days/ Class	1.57	1.60	1.50	1.52	1.52	1.57	1.62	1.27	1.29

	Students	Instructors		Month	YTD
POST Recertification	536		Recertification	289	893
Firearms Low-Light (86) 4 Hrs	344			1331	2707
CIT	83				
Instructor POST	40	1 Recruit			
Marine Division Training	32				
K-9	32				

HOURS 2024



March



It is with deep sadness that the Fairfield Police Department announces the passing of retired Captain Patrick Carroll. Captain Carroll joined the department in 1948 and served with distinction until his retirement in 1978. During his career, he was selected to attend the prestigious FBI National Academy in Quantico, Virginia, graduating in 1960. He remained active in the Connecticut Chapter of the National Academy Association for many years. Beyond his commitment to law enforcement, Captain Carroll was a true pillar of the community. He founded the Fairfield Police Athletic League, leaving a lasting legacy of service and dedication to youth development.



March



It was a pleasure meeting with more RTM members this morning! We were grateful for another opportunity to discuss important aspects of our Police Department's operations and emerging challenges. We thank everyone for the opportunity to share our commitment to serving the Town of Fairfield, CT.





School Resource Officer Wilkie threw down in a Rock-Paper-Scissor competition at Fairfield Warde High School! Chances are he showed off a few dance moves too!



On March 1, 2024, Officer Matthew Panilaitis retired from the Fairfield Police Department after 25 years of serving the Town of Fairfield, CT. Officer Panilaitis also previously served the New York City Police Department. He enjoyed a long and dedicated career as a patrolman as well as an esteemed motorcycle officer. In recent years, Officer Panilaitis transitioned seamlessly into an administrative role, ensuring the smooth operation of our facilities. His attention to detail and tireless efforts have left an indelible mark on our department. Matt's presence will be sorely missed within the ranks of the Fairfield Police Department. His commitment to keeping our communities safe has been commendable. We wish him a retirement filled with health and happiness!

FAIRFIELD FATHER'S FORUM

FREE AND OPEN TO ANY FATHERS, ANY AGE!

NEW FATHER? IS THIS WHOLE EXPERIENCE JUST MIND-BLOWING?

RAISING TEENAGERS AND FEELING PULLED IN 101 DIRECTIONS?

DID YOU JUST DROP YOUR KIDS OFF AT COLLEGE AND ARE YOU WONDERING WHAT TO DO WITH ALL YOUR SPARE TIME?

HAVE YOUR CHILDREN HAD CHILDREN AND ARE YOU NOW A GRANDFATHER?

DROP-IN GROUP ON THE FOLLOWING DATES:
SATURDAY, JANUARY 27
SATURDAY, FEBRUARY 3
SATURDAY, MARCH 9
SATURDAY, APRIL 20
SATURDAY, MAY 18
9:30 AM - 10:30 AM
SAUGATUCK SWEETS
28 REEF ROAD, FAIRFIELD, CT





Led by Vince Benevento, LPC
 Director and Founder of the Causeway Collaborative

Special thanks to **angels** for their support and collaboration!

Presented and facilitated by the **FAIRFIELD COLLABORATIVE FOR YOUTH MENTAL HEALTH**
A PARTNERSHIP BETWEEN THE FAIRFIELD POLICE DEPARTMENT, FAIRFIELD PUBLIC SCHOOLS AND FAIRFIELD SOCIAL AND HUMAN SERVICES

The *Fairfield Collaborative for Youth Mental Health* hosted the ever-growing Fairfield Fathers Forum. Open to fathers of any age, to discuss the feelings that come along with raising a teen and or young adult. It's a great way for fathers to hear different stories and tips on what helped their families.

International Women's Day

RECOGNIZING THE WOMEN OF THE FAIRFIELD POLICE DEPARTMENT

Celebrating the incredible women of Fairfield PD this International Women's Day! From our fearless officers and compassionate social worker to dedicated dispatchers, resilient animal control officers, and invaluable support staff – thank you for your unwavering commitment to our community. Your diverse talents make us stronger together!

HEALTHY MINDS, SMART DEVICES FOSTERING POSITIVE ONLINE EXPERIENCES



VINCE BENEVENTO LPC
 Director and Founder of Causeway Collaborative

Join us for an informative evening featuring Vince Benevento, an expert in social media and mental health. Explore the profound impact of social media on our children's mental well-being and gain practical strategies to navigate the digital landscape, fostering a healthy relationship with social media.

Discover how to promote a positive digital experience for your children, nurturing emotional well-being and maintaining balanced screen time. Engage in empowering discussions about social media's influence on our child's mental health and embark on a journey of growth and understanding.

Wednesday, March 6, 2024
6:30 PM - 8:00 PM
 Fairfield Regional Fire School
 205 Richard White Way
 Fairfield, CT 06824

Presented and facilitated by the **FAIRFIELD COLLABORATIVE FOR YOUTH MENTAL HEALTH**
A PARTNERSHIP BETWEEN THE FAIRFIELD POLICE DEPARTMENT, FAIRFIELD PUBLIC SCHOOLS AND FAIRFIELD SOCIAL AND HUMAN SERVICES

SCAN ME



Join the Fairfield Collaborative for Youth Mental Health for an informative evening featuring Vince Benevento, an expert in social media and mental health. Explore the profound impact of social media on our children's mental well-being and gain practical strategies to navigate the digital landscape, fostering a healthy relationship with social media. Discover how to promote a positive digital experience for your children, nurturing emotional well-being and maintaining balanced screen time. Engage in empowering discussions about social media's influence on our child's mental health and embark on a journey of growth and understanding.